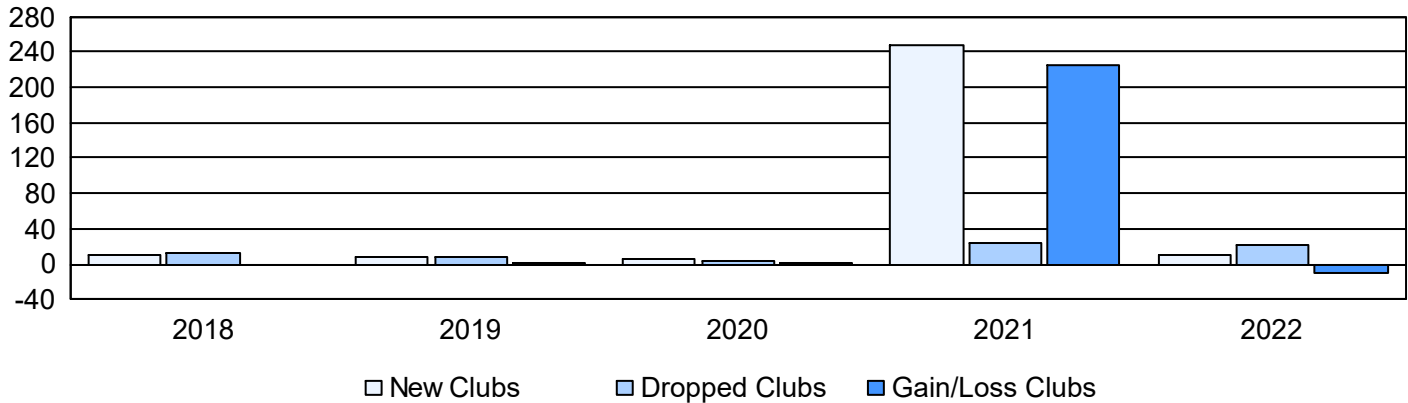
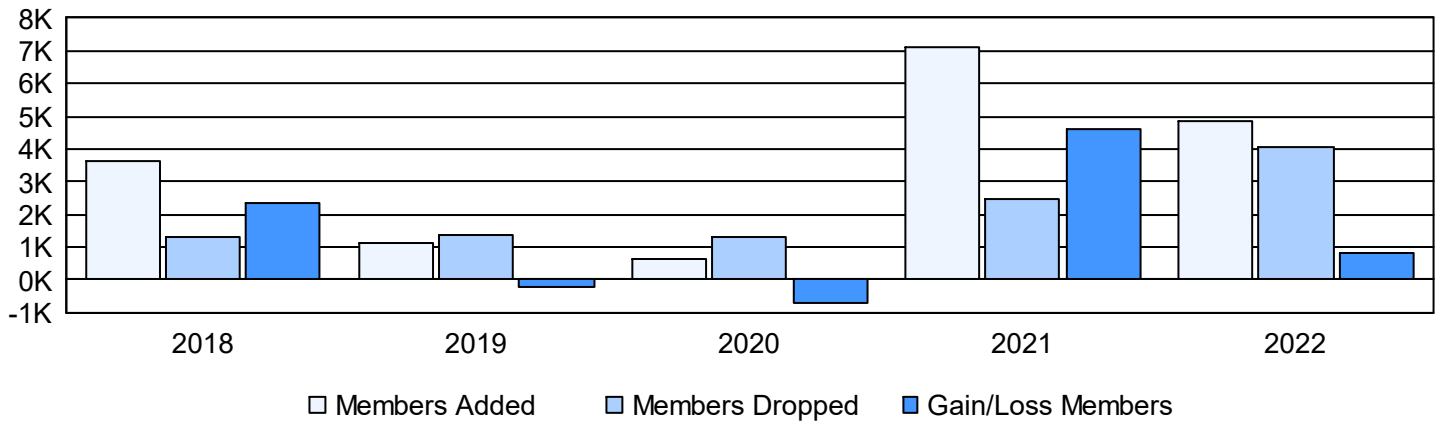


Year	New Clubs	Dropped Clubs	Gain/ Loss Clubs	New Members	Charter Members	Reinstate Members	Transfer Members	Total Member Added	Total Members Dropped	Gain/ Loss Members
2017-2018	11	13	-2	3,252	264	93	29	3,638	1,285	2,353
2018-2019	9	7	2	687	330	79	32	1,128	1,365	-237
2019-2020	6	4	2	316	185	131	20	652	1,335	-683
2020-2021	248	23	225	1,557	5,381	148	25	7,111	2,495	4,616
2021-2022	10	21	-11	3,167	1,440	218	38	4,863	4,057	806
Average	57	14	43	1,796	1,520	134	29	3,478	2,107	1,371

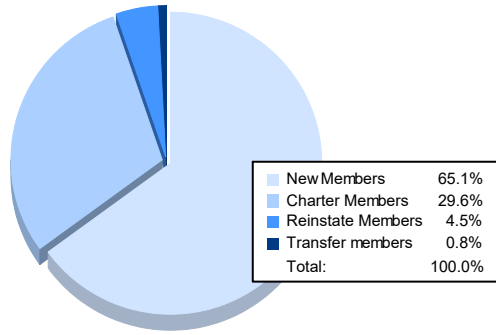
Clubs



Members



Membership Composition June 2022 Cumulative



Gender Composition June 2022 Cumulative

